



Neighbors InDeed and Neighborhood Watch Welcome Packet Contents List*



- 00 Neighborhood Watch/Neighbors InDeed's *WELCOME to Sun City Lincoln Hills cover sheet*^P
1. Welcome to the Neighborhood *
2. New Resident Registration Form*
3. *List of Important Numbers* *
4. Lost Pet/Found Pet Information*
5. Mobile Vial of Life[™]
6. NW Scam Alert Flyer*
7. Safety & Home Security Tips*
8. Home Safety Fire Prevention Checklist*
9. Watch Duty Informational Flyer*
10. A message from the Lincoln Police Department Solicitor License *
11. Lincoln Bicycle Registration*
12. Lincoln Camera Registration*
13. 211 Placer*
14. Recruiting Brochure
15. **Vial of Life kit*** (Vial of Life ½ sheet, TWO medical information forms & Red Cross sticker in a baggie)
16. *Support Groups list* **^P
17. *Need Transportation flyer* **^P
18. *Smoke Alarm Replacement Program* **^P
19. *Carbon Monoxide Detectors flyer* **^P
20. *Neighbors InDeed Volunteering flyer* **^P
21. Brochures:
 - Neighbors InDeed^P
 - Lincoln Hills Foundation^P
22. Neighbors InDeed Magnet and Pen^P

NOTE: When placing print order –*request twice the number of Medical Information Forms (two per household)*. It is part of our prepackaged Vial of life “baggie”.

* Available on the Neighborhood Watch website at www.SCLHWatch.org

** Information available on the Neighbors InDeed website at www.neighborsindeed.org

^P Provided by Neighbors InDeed or Lincoln Hills Foundation

NEIGHBORHOOD WATCH



SCLHWATCH.ORG

AND



NEIGHBORSINDEED.ORG

WELCOMES YOU
TO
SUN CITY LINCOLN HILLS

SCLHRESIDENTS.COM

Neighborhood Watch funded by LincolnHillsFoundation.org

SUN CITY LINCOLN HILLS NEIGHBORHOOD WATCH
WELCOME TO THE NEIGHBORHOOD

FOR MORE INFORMATION, PLEASE VISIT OUR WEBSITE AT

SCLHWATCH.ORG

Our Mission

- * Strengthen Neighborhood Ties
- * Increase Personal Safety & Security Awareness
- * Be the “Eyes and Ears” of Lincoln Police & Fire Department
- * Encourage Emergency Preparedness.

Neighborhood Watch (NW) is one of the oldest and most effective crime prevention programs in the country, bringing citizens together with local law enforcement to make our community safer. Neighborhood Watch volunteers organize to prevent crime in our neighborhoods, through increased awareness and participation in personal safety & security and strengthening neighborhood ties by getting to know their neighbors. Sun City Lincoln Hills (SCLH) is divided by villages. Each village has numbered mailbox stations. Neighborhood Watch Volunteers serve as **Mailbox Captains** assigned a mail station in their neighborhood, **Coordinators** are assigned a village and **Directors** are assigned a specific group of villages.

Your Mailbox Captain, _____ lives at _____
In Village _____ Mail Station _____ and can be reached by phone _____
or email _____

To learn more about Neighborhood Watch please contact your Mailbox Captain & visit our website at SCLHWatch.org.
Note – for those who live in Village 44 (Villas) please contact your Mailbox Captain for additional information

911
All Cell phone and landline calls made within Lincoln city limits will go directly to the Lincoln Police and fire Departments. For non-emergency calls use 916.645.4040. *TEXT to 911 is also available - Enter “911” in the “To” field of your text message.*



ALERTS

Alerts are “FYI” or public safety informational emails based on incidents within Sun City Lincoln Hills and police reports that impact our community. Although each resident is encouraged to sign-up to receive their own Alerts, Mailbox Captains will forward Alerts to their residents. To sign-up for Alerts, go to sclhwatch.org and click *Add me to Alerts*. An email message will appear - just click Send; no message necessary. Your email address will be added to the Alerts list. You can also contact the Alert Team directly at

Alerteditor@sclhwatch.org

INCIDENTS

Neighborhood Watch encourages residents to be the eyes and ears of the Lincoln Police and Fire Department. If you “see something, say something” – to report incidents visit the SCLHWatch.org homepage and click **“REPORT AN INCIDENT”**.

VIAL OF LIFE

This program encourages individuals to have their complete medical information readily available for EMS to reference during an emergency. Your Mailbox Captain will provide you with a Vial of Life “kit” and instructions on how to complete the Vial of Life forms. In an emergency EMS will expect to find your Vial of Life information on the top shelf of your refrigerator door. Instructions can be downloaded here SCLHWatch.org/documents

WELCOME

Resident participation is a vital part of achieving our goals of strengthening neighborhood ties, increasing personal safety and security awareness, and encouraging emergency preparedness. Please complete the attached **Neighborhood Watch Registration Form** and return it to your Mailbox Captain.

WELCOME TO THE NEIGHBORHOOD – WE ARE GLAD YOU ARE HERE!



SUN CITY LINCOLN HILLS NEIGHBORHOOD WATCH
NEW RESIDENT REGISTRATION FORM

SCLHWATCH.ORG

PLEASE COMPLETE THIS FORM AND RETURN TO THE MAILBOX CAPTAIN LISTED BELOW



Neighborhood Watch welcomes you to the neighborhood. Your mailbox Captain asks all new residents to provide their phone number (cell *and* landline if you have one), address, email address, and the names of the people in your household – including your pets. This information allows your Mailbox Captain to contact you when necessary. Sometimes contact is made for something as simple as letting you know a sprinkler is broken or a reminder that your garage door is open at night. We are simply *Neighborhoods Helping Neighbors*. Rest assured your information is always kept confidential and will never be shared outside of Neighborhood Watch.

MAILBOX CAPTAIN CONTACT INFORMATION

Please complete the *New Resident Registration Form* below & return to your Mailbox Captain _____
who lives at _____ in Village _____ Mail Station _____
and can be reached by phone _____ or email at _____

NEW RESIDENT REGISTRATION FORM

Resident #1 Name: _____ Move-in Date: _____
Address: _____ Mailbox #: _____
Email: _____ Phone: _____ Home Cell
Resident #2 Name: _____ Move-in Date: _____
Email: _____ Phone: _____ Home Cell
Pets Name (s): _____ Chip Updated? Yes No
Emergency Contact: _____ Relationship: _____ State: _____
Phone: _____ Home Cell Key/Code? Yes No
Neighbor or Friend Contact: _____ Phone: _____ Key/Code? Yes No
Have you received a Vial of Life "kit"? Yes No Have you signed up for alerts? Yes No

LIST OF IMPORTANT NUMBERS

FOR UPCOMING MEETINGS & EVENTS VISIT SCLHWATCH.ORG – CALENDAR

WHO DO I CALL IF I HAVE . . .	TELEPHONE NUMBER
EMERGENCIES –medical, fire, criminal activity in progress, or suspect still in the area. <i>After making initial call, please</i> *Submit an incident report to NW Alerts Team *NON medical only	CALL 9-1-1
NON EMERGENCIES – non-injury falls, burglary, ID theft, scams, suspicious activity, & found dogs, <i>After making initial call, please</i> *Submit incident report to NW Alerts Team - exclude pet/medical	LINCOLN POLICE & FIRE DEPARTMENTS 916.645.4040
NEIGHBORHOOD WATCH ALERTS TEAM PUBLIC SAFETY ISSUES , unscrupulous solicitors, Current scams within Sun City Lincoln Hills. <i>After making initial call (to 911 or LPD)</i> *Submit incident report to NW Alerts Team - exclude pet/medical	* NW ALERTS TEAM – to report Neighborhood Watch Incident go to SCLHWatch.org , click on Report an Incident or call: Barry Johnson, NW Public Safety Liaison – 916.434.6538 Karie Geiger, NW Alerts Coordinator – 408.469.3273
PLACER COUNTY RESOURCES 24/7 Information & Referral Service	DIAL 2-1-1 or Text your zip code to 898211; TTY: 1-844-521-6697
SCAMS, IDENTITY THEFT – Phone or Email	FEDERAL COMMUNICATIONS COMMISSION 1.888.225.5322
GRAZING SEASON – If you see animals out of their fenced areas or have urgent safety concerns	PUBLIC WORKS DEPARTMENT 916.434.2450 – WEEKDAYS 8-5 PM. AFTER HOURS & WEEKENDS CALL LINCOLN POLICE DEPARTMENT 916.645.4040
INCIDENTS – <i>other than medical or criminal issues</i> - on trails, open space, common space, trespassing, vandalism, or unauthorized use of Association facilities.	ASSOCIATION'S SECURITY PATROL SERVICE – VFORCE SECURITY <i>24-hour patrol of common areas</i> VForce Security's Non-Emergency Line – 279.239.9094
NEIGHBORS INDEED Reset irrigation systems and thermostats, change smoke detector batteries, Information & Referral	NEIGHBORS INDEED – 916.223.2763 FREE SERVICES TO RESIDENTS www.neighborsindeed.org
STREET LIGHT – burnt out or broken sprinkler	ASSOCIATION MAINTENANCE DEPARTMENT 916.645.4500 – Provide Lamp Post Serial Number (lamp) 916.645.4501 – Provide Location & Street Name (sprinklers)
MAIL STATION BREAK-INS – <i>Never leave mail in mailbox overnight!</i> SECURE MAIL STATION LOCATIONS: <ul style="list-style-type: none"> • Lincoln Post Office • Blue Box – Orchard Creek parking lot • Blue Box – Lincoln Market on Del Webb Blvd <i>located across from Orchard Creek Lodge parking lot</i> 	CALL IN THIS ORDER: <ul style="list-style-type: none"> • Postal Inspector 877.876.2455 • Lincoln Police 916.645.4040 • Lincoln Post Office 916.434.8144 • NW Barry Johnson 916.434.6538 • <i>MailBox Captain & Village Coordinator</i>
ELDER ABUSE CONCERNS – yourself or others	PLACER COUNTY PROTECTS – 916.645.7226 ADULT PROTECTIVE SERVICES – 888.886.5401
LOST OR FOUND PET INFORMATION PLACER COUNTY ANIMAL CONTROL SERVICES	http://sclhwatch.org/Alerts/LostorFoundPet25.pdf 530-886-5541
RATTLESNAKE IN YOUR YARD OR HOUSE – <i>leave it alone.</i> DO NOT stand between a snake and the nearest bush or other cover. Keep your front garage door completely closed.	SNAKE MAN – Residents of Sun City Lincoln Hills Dale Davis, 916.960.6999

NEIGHBORHOOD WATCH

LOST OR FOUND PET INFORMATION



Neighborhood Watch only offers referral information as follows:

Always Check with Your Neighbors & Lincoln PD Facebook Page First

FOUND PET (dogs only) **CALL** [Lincoln Police Department](#), 916-645-4040 #1 (someone may have contacted them about a lost dog) then **CALL** [Placer Animal Control Services](#) Dispatch 530-886-5500 (5525), 11232 B Ave, Auburn, CA, for dog pick up, after hours – 530-886-5375.

ALTERNATIVE: Post lost pet [Craigslist](#), [Nextdoor](#), [Petfinder](#), [Petharbor](#), [Petco LoveLost](#) [PawBoost](#).

EMERGENCY CARE – If after hours or a Sunday, **take the animal to Loomis Basin Vet Clinic**, 24/7, 3901 Sierra College Blvd., Loomis, CA 95650, 916-652-5816, located just before Taylor Rd. (Animal will be held until Animal Control picks up).

LOST PET CALL Lincoln Police Dept, 916-645-4040 #1 – **ask if pet has been dropped off.**

If pet HAS NOT been dropped off, contact **PLACER COUNTY ANIMAL CONTROL SERVICES** (dog/cat/other), 530-886-5541, 11232 B Ave., Auburn, Ca. www.placer.ca.gov/1909/Animal-Services

1. **Submit a lost pet report either on the phone or in person.** Check website for photos of found pets at <https://placerspca.org/services/found/>
2. **Contact your microchip company** see if they've been contacted about your lost "chipped" pet.
3. **If you do not know your chip company,** contact your Vet's office or visit the Universal Pet Microchip Lookup, **Website:** <https://www.nanochipid.com/lookup> input chip # and click search.
4. **ALTERNATIVE:** Post lost pet [Craigslist](#), [Nextdoor](#), [Petfinder](#), [Petharbor](#), [Petco LoveLost](#) [PawBoost](#).

NOTE: It is very important that residents update their pet's microchip information. Please contact your pet's chip company to update your phone number(s) and addresses so that your pet can be reunited faster if lost or found.

MICROCHIP COMPANIES

Home Again	1-888-466-3242	Found Animal	1-855-738-2447
AVID	1-800-336-2843	24 Pet Watch	1-866-597-2424
Pet Link	1-877-738-5465	Pet Key	1-866-699-3463
AKC ReUnite	1-800-252-7894	NanochipID.com	

<https://www.nanochipid.com/lookup>



Mobile Vial of Life

Did you know—your phone could provide lifesaving information in an emergency?

Quick Tips

Accessing emergency information on a **LOCKED DEVICE**

iPhone

simultaneously press & hold right & bottom left side buttons until lock screen appears > swipe right on the *** Medical ID.**

You can also call 911 from this screen > swipe right on the **SOS Emergency Call.**

Most Android

on lock screen swipe up > tap "Emergency," >select "Emergency Information"

You can also call 911 from this screen > tap* "Emergency call" bottom of the screen. dial 9-1-1.

*May have to double tap

Neighborhood Watch encourages all residents to complete a **Vial of Life – Lifesaving Information For Emergencies**. It provides lifesaving information to First Responders in your HOME. However, how would you communicate your medical information and emergency contacts when you're AWAY from your HOME?

Your Cell Phone, Even When Locked, Could Be Your Lifeline

Both Android and iPhone devices have settings that permit the sharing of your medical and emergency contact information, **even if your cell phone is locked.**

Create your own MOBILE VIAL OF LIFE

ADD emergency contact information to your phone and set up an In Case of Emergency (ICE) contact(s) according to *your phone's guidelines*.

If your phone doesn't have this feature, add the word ICE in front of your emergency contact's name so EMS/hospital staff will know who to contact.

iPhone & Android devices have dedicated settings for displaying this information

iPhone – Go to Settings > Apps > Health > Medical ID. Also, Under Emergency Access, *be sure to toggle on Show When Locked and Share During Emergency Call.*

Most Android devices – Go to Settings > Safety and emergency> Emergency contacts. Tap Add emergency contact, follow prompt>tap Done. To add medical information >Safety and emergency, >Medical info >save.

Learn how to VIEW emergency information on any locked phone.

iPhone – simultaneously press and hold the right side and bottom left side buttons until lock screen appears > swipe right on the *** Medical ID.**

You can also call 911 from this screen > swipe right on the **SOS Emergency Call.**

Most Android devices – swipe up on the lock screen> tap "Emergency," >select (may need to double tap) "Emergency Information" to view and call your registered emergency contacts.

You can also call 911 from this screen > tap "Emergency call" at the bottom of the screen. When the dialer is visible dial 9-1-1.

ALERTS



SCAMS – You think it’s never going to happen to you – until it does.

RED FLAGS FOR PHONE AND EMAIL SCAMS

- Urgent or threatening language or a greeting that is too friendly
- Requests for personal information
- Requests to have access to your computer
- Link to a site that seems unrelated to the organization that contacted you
- Missing contact information in an email
- Payment via GIFT CARDS

STRATEGIES

- Call your **grandchildren** and establish a CODE WORD to verify identity
- GIFT CARDS: As soon as you hear these words, **HANG UP.**
- DO NOT BE POLITE. BE SMART. Hang up when you are unsure.
- DO NOT be pressured by urgent requests. **HANG UP.**
- CHECK CALLER ID: do NOT answer if you do not recognize the caller; legitimate callers will leave a message.
- EMAIL: Do not click on links from financial institutions. Call or go directly to the website and check there.
- DO NOT ALLOW ACCESS TO YOUR COMPUTER. **HANG UP.**
- Use the phone number from your bill or on your credit card if you need to contact a financial institution or vendor. If it’s a website, go directly to the website to find the number. DO NOT SEARCH (AKA Google) FOR THE NUMBER ONLINE.

VISIT [SCLHWATCH.ORG /SECURITY](https://www.sclhwatch.org/security) FOR ADDITIONAL INFORMATION

ALERTS PROGRAM COORDINATOR

Karie Geiger

408 469 3273

alerteditor@sclhwatch.org

NEIGHBORHOOD WATCH PUBLIC SAFETY LIAISON

Barry Johnson

916 434 6538

alerteditor@sclhwatch.org

SAFETY AND HOME SECURITY TIPS

YOUR CAR

- Always lock your car when you leave it outdoors.
- Park in a well-lit area and be aware of your surroundings before you leave.
- **Keep packages or anything else out of sight and put in the trunk** to avoid attracting an opportunist burglar.
- Consider asking for a security escort when returning to your car.
- Never leave your home address in your navigation system (GPS). Instead use 1500 Del Webb Blvd. Keep your GPS out of sight . . . less temptation to break in.
- Keep the registration and insurance copies in your wallet or locked in the glove compartment.
- Keep the garage door remote out of sight or locked in the glove compartment.
- Many newer cars have a built-in system that allows you to program your garage's code into it. Neighbors InDeed can help you program the code using your car manual.
- Consider buying a mini-remote for your car key ring. Neighbors InDeed can help program it by using remote's manual.
- Consider driving with headlights on so you may be seen by others and use turn signals when you turn or change lanes.

YOUR GARAGE AND SIDE GARAGE DOOR

- Do not keep garage door fully or partially open. Open-door garage alarms are available from hardware stores.
- Keep the house entry door locked day and night whether you are home or not.
- Consider installing a peephole in the entry door from the house into the garage.
- Consider installing a motion sensor for the lights in the garage.
- Consider unscrewing garage door opener light since car lights stay on for a minute or two. Garage door light may be a signal to burglar that a vehicle just came or left.
- Keep side garage door and interior garage door locked day and night whether you are home or not.
- Consider installing a removable 2X4 bar held with heavy-duty brackets across the door.
- Consider installing a security screen door for garage ventilation; it provides an additional layer of security.

YOUR HOUSE

- Put your car keys beside your bed at night. If you hear a noise outside your home or someone trying to get in your house, just press the panic button for your car. The alarm will be set off, and the horn will continue to sound until either you turn it off or the car battery dies.
- Keep your outdoor lights on all night (use CFL or LED bulbs). Light sensors are available to automatically turn on lights at dusk (no tools). Timers are available at Lowe's and Home Depot but they do have to be hard-wired.
- Consider installing motion sensor lights near exterior doors. Install at difficult to reach locations so they cannot be easily disabled.
- Consider finding other locations to hide your valuables other than the master bedroom and bathroom.
- Consider installing a PVC pipe or wood dowel in your slider door and window tracks to prevent opening. (No tools required . . . ask hardware store to cut to size for you.) Neighbors InDeed will measure these lengths for you. Don't use any device that requires tools to remove . . . in case of emergency, you don't want your exits blocked!
- Consider installing screw-on slider window locks to prevent opening. (No tools required.)
- If ventilation is desired, leave windows or sliding doors no more than 4 inches open and install PVC pipes, wood dowels or slider locks to prevent opening further.
- Consider purchasing a sign. "Keep gate closed so dog does not escape."
- Review your home from afar. Are there places for a burglar to hide? Keep your bushes and other vegetation trimmed.

WHEN AWAY FROM HOME

- Keep windows covered to prevent window-shopping.
- Put lights and a radio or TV on timers. Make sure your home looks and sounds occupied.
- Consider installing a monitored alarm system, possibly with an outdoor siren.
- Obtain a LPD Vacation Home Check Request form from the Lincoln Police Department, MailBox Captain or at www.SCLHWatch.org under *Security*, then *Safety Flyers*.
- Notify neighbors and MailBox Captain when leaving for any extended period and stop newspaper delivery.
- See our Tips for a Worry-Free Vacation checklist brochure on our NW website at www.SCLHWatch.org under *Security*, then *Safety Flyers*.

FOR MORE INFORMATION VISIT [SCLHWATCH.ORG](http://www.SCLHWatch.org)



HOME SAFETY FIRE PREVENTION CHECKLIST

SCLHWATCH.ORG



COOKING SAFETY

- Keep cooking area free from items that can catch fire
- Do not keep pots and pans unattended on the stove; turn handles away from front of stove
- Double check to make sure your burners are off on your gas stove

ELECTRICAL & APPLIANCE SAFETY

- Do not run electrical cords under rugs
- Maintain electric and gas stoves in good operating condition
- Check if electrical cords are frayed or cracked
- Use only circuit-protected, multi-prong adapters for additional outlets.
- Check that large and small appliances are plugged directly into wall outlets; off if not used
- Clean clothes dryer lint filter and venting system

CANDLE SAFETY

- Use only sturdy fire-proof containers that won't tip over for candles
- Make sure that candles are extinguished before going to bed or leaving the room
- Do not leave grandchildren or pets unattended with candles burning

CARBON MONOXIDE ALARMS

- Install mandatory Carbon Monoxide Alarms on every level of your home
- Recommend replacing Carbon Monoxide alarms **after seven years**

FLAMMABLES IN THE GARAGE AND OUTSIDE

- Avoid storing combustible materials like paint cans near a water heater, car or garbage can.
- Remove leaves and needles from roof and gutters; cut back overhanging tree branches
- with the plan

SMOKE ALARMS

- Test and clean smoke alarms monthly
- Check and replace batteries annually
- Consider replacing smoke alarms **after ten years**
- Do not modify the garage door entry into your house as this is a fire rated door

FIRE EXTINGUISHERS

- Equip your home with a multi-purpose fire extinguisher (those labeled "B-C" or "A-B-C") a five-pound size or greater. Fire extinguishers need service or replacement after any use, and, if equipped with an indicator, when the indicator needle is outside of the green/normal (charged) range. Dry chemical fire extinguishers should be shaken once a month to keep the powder from settling (check manufacturers recommendations). Extinguishers should be placed in a central location. Often at or near an interior door leading to a garage is a good space and a second fire extinguisher possibly in close proximity to your kitchen stove. The Fire Department does not service fire extinguishers.

ESCAPE PLAN

- Know to crawl low to the floor when escaping to avoid toxic smoke
- Once you're out, **STAY OUT**
- Know where to meet after escape
- Meeting place should be near the front of your home, so firefighters know you are out
- Make sure every household member is familiar

STAY SAFE FROM WILDFIRES WHEN SECONDS COUNT




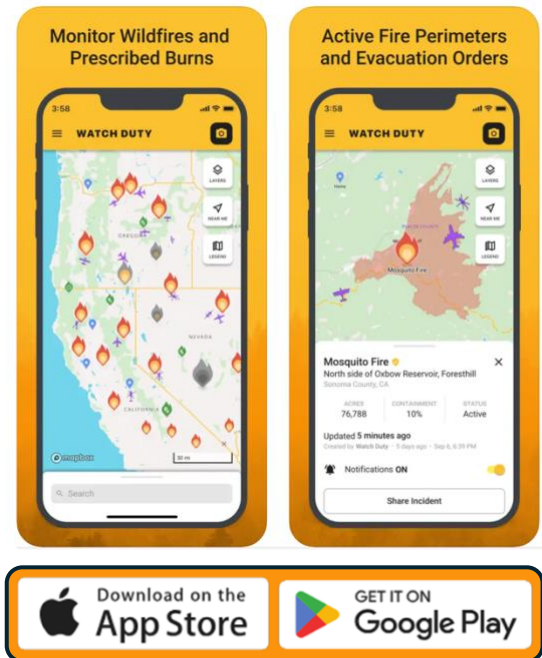
Watch Duty is the only wildfire mapping and alert app

powered by real people giving you real-time information vetted by trained professionals, not robots. **Watch Duty provides up-to-the-minute, life-saving information** through a dedicated team of active and retired firefighters, dispatchers, first responders, and reporters who monitor radio scanners around the clock. **We aim to keep you informed and safe with real-time updates and alerts. VISIT YOUR APP STORE AND SIGN UP NOW.**



WILDFIRE TRACKING FEATURES

- ⇒ Push notifications about nearby wildfires and firefighting efforts
- ⇒ Real-time updates as conditions change
- ⇒ Active fire perimeters and progress
- ⇒ Infrared satellite hotspots from VIIRS & MODIS
- ⇒ Wind speed and direction
- ⇒ Evacuation orders & shelter information
- ⇒ Historical wildfire perimeters
- ⇒ Street and satellite maps
- ⇒ Air attack and air tanker flight tracker
- ⇒ Save locations for quick access on the map



Who We Are

Watch Duty is operated by real people -- not machines or crowdsourcing. We are active and retired **wildland firefighters, dispatchers, first responders,** and reporters.



How We Work

We **collaborate in real-time**, gather information from official sources, and radio communications to distill just the facts.



When We Notify

If an incident we are monitoring has a threat to life or property we notify the public via the Watch Duty app.

A Message From Your Lincoln Police Department



Have you been visited by a door-to-door salesperson recently?

We'd like to remind citizens that it's often difficult to determine if someone is legitimately representing a real business or charity, even if he/she provides documentation. We urge our community members to exercise caution, and follow these safety tips when encountering solicitors:

- Always look through the peephole, window or home security camera to see who is at your door.
- If you don't feel comfortable answering the door, then don't. Inform the individual you are not interested through your door.
- Always ask for documentation and identification, including their City Solicitor's Business License.

SAMPLE SOLICITOR LICENSE

<small>This certificate is issued without verification that the holder is subject to or exempted from licensing by the state, county, federal government, or any other governmental agency.</small>	CITY OF LINCOLN	<small>Sales or use tax may apply to your business activities. You may seek written advice regarding the application of tax in your particular business by writing to the nearest State Board of Equalization office.</small>
	BUSINESS LICENSE 600 6th STREET, LINCOLN, CA 95648	
EXPIRATION DATE: 12/31/2018	EFFECTIVE DATE: 01/01/2018	LICENSE NUMBER: SOL
BUSINESS NAME: XYZ Window Washing		DBA Name:
TYPE OF BUSINESS: Clean Windows		Business Address:
MAILING ADDRESS: 123 MAIN STREET LINCOLN, CA 95648		

This license evidences the person(s), firm or corporation named herein has paid the applicable tax required by the City of Lincoln Municipal Code for the period indicated above. No license issued under the provisions of Chapter 5 of the Lincoln Municipal Code shall be construed as authorizing the conduct or continuance of any illegal or unlawful operation in violation of any City Ordinance relating thereto.

- NEVER allow a solicitor to enter your home.
- NEVER give money, credit/debit card numbers or a check to solicitors.

And finally, report aggressive or suspicious solicitors to law enforcement immediately: 9-1-1 for emergency situations such as an aggressive or threatening solicitor, and 916 645-4040 (non-emergency) for suspicious solicitors. Provide a good description of the individual and vehicle, if available, and direction of travel after leaving your residence.

Your safety is of the utmost importance to us.

#StaySafe

For additional safety and security information visit *Sun City Lincoln Hills Neighborhood Watch* at SCLHWatch.org

LINCOLN POLICE DEPARTMENT BICYCLE REGISTRATION

<https://bikeindex.org/organizations/lincoln-police-department/>

BICYCLE REGISTRATION



QUICK NOTES:

MAKE: _____

MODEL: _____

SERIAL #: _____

PARTNERED WITH



How can this help?

By protecting your investment. Do you know your cell phone serial number or vehicle license plate number in the event either had been stolen?

Typically not.

Lincoln PD has partnered with Bike Index, a non-profit organization, who will store your bicycle's data and specifications. The service is free of charge and there is no need to make an account or sign up. You simply enter your bicycle data, step by step. Including a photo of your bicycle is optional, but **highly recommended** in case a serial number is ground off or altered. Your contact information can also be stored for Police Department or public contact. Registering your bicycle allows us to work together in recovering your property, in the event a bicycle is recovered, suspected as stolen, found, lost, and even if you are not yet aware.

(Parents, great way to track down those bikes)

If you opt to create a full Bike Index account, you can enter multiple bicycles within your profile, mark them stolen, transfer ownership, and share links to social media in the unfortunate event a theft occurred.

This is a tool for the community.

-Lincoln Police Department

Scan QR Code Below



Once Scanned

You will be prompted to register your bicycle or you can choose to register a stolen bicycle. Once the data is entered, you should receive an email confirmation from Bike Index. From the email confirmation, you can choose to create a full account if needed and register more bicycles under your account profile.

LINCOLN POLICE DEPARTMENT
770 7th Street, Lincoln Ca, 95648
916.645.4040



[CLICK HERE TO REGISTER](#)



LINCOLN POLICE DEPARTMENT CAMERA/LOCKBOX REGISTRATION PROGRAM



LINCOLN POLICE DEPARTMENT
770 7TH STREET, LINCOLN, CA 95648 | (916) 645-4040



THIS INFORMATION IS PROVIDED BY SUN CITY LINCOLN HILLS NEIGHBORHOOD WATCH IN COOPERATION WITH THE LINCOLN POLICE DEPARTMENT

CAMERA REGISTRATION

The Lincoln Police Department (LPD) has implemented a camera/lockbox registration program. The program encourages residents and business owners to register their security cameras with the Lincoln Police Department. This allows law enforcement to locate cameras in the area surrounding a crime scene and contact the camera owners. *Registration in this program is voluntary and there is no cost associated with registration.* Registering your information *does not* provide the Lincoln Police Department with direct access to your security system camera. You may remove or make changes to your registration at any time by emailing us at registry@lincolnca.gov. You will only be contacted by the Lincoln Police Department in the future if there is a criminal incident in the vicinity of your security camera. Police personnel, if necessary, may request a copy of any video captured by your camera, which may assist in the investigation of a crime.

The Lincoln Police Department does not make recommendations on the brands, type, or vendors of camera systems. Information may be obtained from Neighborhood Watch groups or online resources.

Terms of Use: The goal of the program is to both deter and solve crime while ensuring public safety. This will be accomplished collaboratively between the Lincoln Police Department and the community we serve. Accordingly, all registrants agree to the following terms and conditions:

- Your participation in this program is voluntary and you can discontinue your participation at any time by emailing us at registry@lincolnca.gov.
- You are not acting as an agent and/or employee of the City of Lincoln and/or the Lincoln Police Department.
- You maintain your own security system camera at your own expense.
- The Lincoln Police Department does not maintain or have access to your security system camera.
- You are not obligated to keep your security system on at all times or to repair malfunctions.
- If a criminal incident occurs in the vicinity of your security camera, the Lincoln Police Department may contact you to review your video footage to see if your security camera provides any information regarding the criminal incident.
- If there is information relevant to the criminal incident on the security camera system, the Lincoln Police Department will request a copy of the relevant information.
- By participating in the program, you are indicating a willingness to voluntarily share the relevant video footage.
- You are not obligated to voluntarily provide relevant video footage.

PUBLIC SAFETY LOCK BOX REGISTRATION

Residents often install lock boxes on their property that contain a key to their home. The key is for public safety use in the event of an emergency. Having a key available for public safety emergency use expedites access into the residence will minimize damage to the property. **Terms of Use:** All registrants agree to the following terms and conditions:

- Your participation in this program is voluntary and you can discontinue your participation at any time by emailing us at registry@lincolnca.gov.
- Entry into a residence by public safety personnel shall only occur when lawful circumstances exist (e.g. emergency or exigent circumstances).
- Information pertaining to your lockbox, contents, and combination are private. The Lincoln Police Department will not share or disclose this information unless required by law.
- Registering with this program does not imply consent for entry.

By submitting this information, I understand and agree to the above policy and terms of use.

Note: prior to camera installation, Sun City Lincoln Hills Residents should review [Design Guidelines](#), [ARC Standards 10.22](#)



SUN CITY LINCOLN HILLS

Neighborhood Watch



VOLUNTEER OPPORTUNITIES

Become A Member of Our Wonderful Team of Volunteers!

MISSION STATEMENT:

To Strengthen Neighborhood Ties; Increase Personal Safety and Security Awareness; Be the Eyes and Ears of the Lincoln Police and Fire Departments; Encourage Emergency Preparedness

MAILBOX CAPTAIN VOLUNTEERS

- Meets and greets new residents with a Welcome Packet.
- Promotes signing up for Alerts and using the Neighborhood Watch website www.sclhwatch.org.
- Encourages neighbors helping neighbors and neighbors knowing neighbors to help promote a more secure neighborhood.
- Maintains Resident Contact Information Form and reports to Village Coordinator resident changes.
- Attends training sessions, NW events, and Annual and General Neighborhood Watch Meetings.

VILLAGE COORDINATOR VOLUNTEERS

- Manages Mailbox Captains and maintains copies of Residents Contact Information forms for their village. Provides assistance to Mailbox Captains.
- Maintains Coordinator's List of Mailbox Captains Report and forwards to the Village Director, with copy to Captains.
- Serves as temporary Captain when there is a vacancy.
- Encourages village-wide activities such as National Night Out.
- Attends the NW Events, and Annual and General Neighborhood Watch Meeting(s) as a voting member.

DIRECTOR VOLUNTEERS:

Manages Assigned Villages and Coordinators; Attends Meetings and Events as a Voting Board Member; Serves as a Temporary Coordinator During Vacancies; Assists in the Operations of Neighborhood Watch.

Basic computer knowledge is recommended with internet access and an email address.

You may also choose to share a position [as a Co-Captain or Co-Coordinator](#).

Visit sclhwatch.org/Want to Volunteer and sign up today!

Neighborhood Watch thanks the [Lincoln Hills Foundation](#) for their ongoing support and funding.

Vial of LIFE – Lifesaving Information For Emergencies

WHAT IS THE VIAL OF LIFE PROGRAM?


The Vial of Life is an Medical history Information document that provides crucial personal and medical history in case of an emergency. The documents provide paramedics and firefighters with crucial personal and medical information that will speak for you if you are unable to communicate or you do not have a representative in the event of an emergency.

HOW DO I USE THE VIAL OF LIFE?

There are five easy steps to using the Vial of Life.

1. Although the **Emergency Medical Information Form** is part of the **Neighborhood Watch Welcome Packet**, a current copy can be downloaded **HERE** – be sure to *save to your computer*.
2. Fill out the information completely; making sure it is current and legible.
3. Identify someone who can reach your home quickly, i.e. caregiver for dependent if you are hospitalized.
4. Fold the completed information form and place it in a plastic baggie. (If you have a “Do Not Resuscitate” (DNR) form, be sure to attach a copy.)
5. Although a Vial of Life sticker may be placed on your front door, medical personnel will automatically look in the refrigerator door for your Vial of Life information.
6. Place the baggie containing your medical information on the top shelf of your refrigerator door.

NOTE: The Vial of Life will only work if the information is accurate, complete, and updated as changes occur.



Vial of Life . . . will speak FOR you when you are unable to speak

What information should be in the Vial of life?

First Responders will look for the Vial of Life on the top shelf of the refrigerator door and ask;

- * Do you have any medical conditions?
- * Are you taking any medications or supplements?
- * Do you have any allergies?
- * Which hospital should they take you to?
- * Who should they contact?
- * What is your doctor's name and phone number?
- * Who is your insurance contact?
- * If you have pets - who will care for them?

In stressful situations common things may be difficult to remember, so please plan ahead and complete your Vial of Life form today - It only takes a few minutes and could save precious time in an emergency.



VIAL OF LIFE

EMERGENCY MEDICAL INFORMATION

Please check and update this form monthly for accuracy!

Date Completed: _____ Updated: _____

Basic Information

Name: _____

Street: _____

City: _____ State: _____ Zip: _____

Phone: _____

In Case of Emergency, Please Notify: _____

Phone: _____ Relationship: _____

Street: _____ City: _____ State: _____

Identifying Information

_____ Male _____ Female Height: _____ Weight: _____

Date of Birth: _____ Marital Status: _____

Hair Color: _____ Eye Color: _____

Blood Type: _____ Religion: _____

Primary Language Spoken: _____ Other Language(s): _____

_____ Glasses _____ Contact Lenses _____ False Teeth/Bridge

Hearing Aid: _____ Left _____ Right Deaf: _____ Left _____ Right

Blind: _____ Left _____ Right Artificial Eye: _____ Left _____ Right

Artificial Limbs or Prosthetic Devices: _____

Pacemaker Model #: _____ Defibrillator Model #: _____

Identifying Marks (i.e., birthmarks, tattoos, etc.): _____

Normal Blood Pressure: _____ / _____ Smoker _____ Non-Smoker

Medical History

Check Conditions that you have been treated for:

<input type="checkbox"/> Allergies	<input type="checkbox"/> Blood Pressure	<input type="checkbox"/> Epilepsy	<input type="checkbox"/> Heart Condition	<input type="checkbox"/> Tuberculosis
<input type="checkbox"/> Anemia	<input type="checkbox"/> Cancer	<input type="checkbox"/> Glaucoma	<input type="checkbox"/> Jaundice	<input type="checkbox"/>
<input type="checkbox"/> Arthritis	<input type="checkbox"/> Diabetes	<input type="checkbox"/> Hay Fever	<input type="checkbox"/> Sinus	<input type="checkbox"/>
<input type="checkbox"/> Asthma	<input type="checkbox"/> Insulin	<input type="checkbox"/> Hepatitis	<input type="checkbox"/> Stroke	<input type="checkbox"/>

Be sure to complete reverse side

Current Medical Information

Name of Doctor: _____ Phone #: _____

Name of Doctor: _____ Phone #: _____

Currently Being Treated for: _____

*Current Medications:

Medication	Dosage	Taken How Often? (Frequency)	Taken to treat what condition?	Located where in your home?

*Attach & date a separate page for additional medications or to record updates.

Allergies to Medications: _____

Hospital Information

Hospital Preference: _____ City _____ State _____

Last Hospitalization: _____

Hospital: _____ Date: _____ Treated For: _____

____ Living Will If yes, location of Living Will: _____

____ Do Not Resuscitate (DNR) Order Location of DNR: _____

____ Organ Donor

Medical Insurance Information

Medicare #: _____ Medicaid #: _____

Blue Cross/Blue Shield #: _____

Other Policy #: _____