

Parts List and Instructions for Home

Security

Side Garage Door Iron Pipe Bar

(Lowe's data used for information only, also available at Home Depot, Ace, etc.)

A. Pipe, 1/2"x48" (orange end caps), Isle 34, #24008 – galvanized, \$10.22 or # 22504 - black at \$8.62

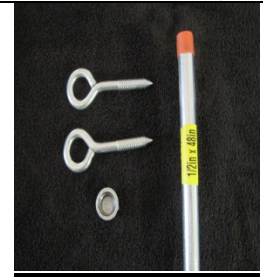
B. Galvanized Iron End cap for 1/2" pipe, Isle 34, #22460, \$1.33

C. (2) two Lag Screw Eyes, Isle 12, #64644, 7/16"x5 1/4" at \$.89 each or \$1.78 for both

Total cost of materials ranges from \$11.73 to \$13.33 plus sales tax= less than \$15

Tools needed = Drill and 5/16th & 7/16th bits for pilot hole, tape measure to mark pilot hole position

See "Installation Guide" for instructions



Stockade" Style Wood Brace


A. (2) Open Bar Holders #309012, Isle 12 for \$4.34 each

B. or (1) Open Holder and (2) Closed Holder, same price

C. (6) or Closed Holder set up uses (7) 1/4"x3" lag screws at \$.33 each

D. Wood 2"x4" to fit across your door and molding

See picture at right for guide on installing



Adjustable Door Brace

A. "Master Lock" brand – at Lowe's = \$20, Internet = \$14

See Picture at right for guide, follow instructions that come with the product




Simple Rods for sliding windows - (Lowe's will cut to your measurements, remember to leave 1/2' for your easy removal)

A. 5/8" wood dowel, back wall of Isle 44, #19383, \$1.98 each

B. White PVC pipe, Isle 34 & 35, irrigation, either 3/4" or 1/2", either 5' lengths or 10', all less than \$2

Or cut a rod or stick you already have; no cost!






Window Slider Cam Lock - "First Watch" brand part #1941, works with

SCLH vinyl windows, other styles may be too small, works for both horizontal and vertical sliders, Isle 12 at Lowe's, #66785, \$2.93 each

Or drill hole in vinyl slide guide, and use a nail or similar metal pin at no cost; but may violate the window warranty. Be careful to not drill into the glass as it will probably break.



<p><u>Security Yard Signs & Window Decals</u> Available on the Internet and EBay. Cost varies but in range from \$10 to \$60. Be aware of any restrictions imposed by the related security firms.</p>	
<p><u>Padlock or Swivel Snap for Side Yard Gate</u> Available at Lowe's, HD, Walmart, Ace, etc.</p>	
<p><u>Door Stop Alarm</u> –GE part #50246, Personal Security Door Stop Alarm, Amazon.com price \$9.24,you supply a 9 volt battery. Lowe's price &10.96 located on Isle 12. Great reviews as an alarm but some reviews not certain it is a totally secure door stop because of potential to slip on carpet or tile. Great for travel as well. Alarm loud enough to wake the neighbors and even grandchildren! Turn "off" when handling to prevent the alarm from going off when not needed.</p>	
<p><u>Security Motions Detector Lights</u> Cost = \$30 plus professional installation. Available at Lowe's, HD, etc. Requires SCLH ARC approval with Application and Checklist 17 Need to avoid placement where it could disturb neighbors</p>	
<p><u>Security Cameras – Faux</u> Available at Harbor Tool and the Internet. Cost = \$10.</p>	
<p><u>Security Screen Door</u> A. Highly recommended for the front door. A smart investment to provide a security barrier between you and unknown people at your front door. Actually makes it fun to answer the front door! Recommended for side garage door if you work in the garage, leave the door open for ventilation or if you want extra security. Requires approval by the SCLH ARC; Application plus Checklist 06.</p>	
<p>B. Visit Lowe's or Home Depot to gather information, brochures, colors, etc. needed for the ARC paperwork.</p>	
<p>C. Lowe's has various styles, sizes and range of prices as does Home Depot. You obviously will need to have accurate measurements to select the style you need. Lowe's claims they install 5 or more of these each week and they will come to your home to re-measure the size, door set up, etc. The high end aluminum never rust models can run as high as \$1150 installed, the low end steel models can cost as low as \$225 installed (i.e. \$97 door, \$40 lock & handle + installation). Make sure they give you the total prices including the hardware of handle, deadbolt lock, keys, installation, etc. If requested, they can key some brands of new locks to match your existing house keys.</p>	